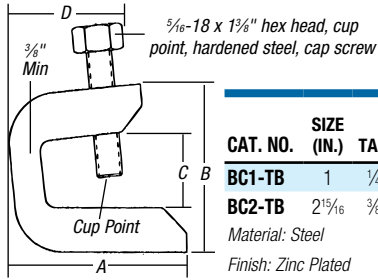


Accessories

Beam Clamps



CAT. NO.	SIZE (IN.)	TAPPED	DIMENSIONS (IN.)				STD. CTN.
			A	B	C	D	
BC1-TB	1	1/4-20	1 1/16	1 3/8	3/8	1 3/16	250
BC2-TB	2 1/16	3/8-16	2 1/8	2 1/16	3/4	1 1/16	25

Material: Steel
Finish: Zinc Plated

Beam Clamps — Malleable Iron, Electroplated Finish



CAT. NO.	BASE SIZE (IN.)		JAW OPENING INCHES	TAPPING OF BASE AND BACK HOLES	LOAD RATING†	STD. CTN.
	A	B				
510	2 7/32	1 1/8	5/8	1/4-20	400	100
511-SC	2 7/32	1 1/8	5/8	10-24	400	100
500-SC	1	1 1/4	1 9/16	1/4-20	450	50
509	1	1 1/4	1 9/16	10-24	375	100
501	1 1/2	1 3/8	7/8	5/16-18	800	50
502	2	2	1	3/8-16	1,300	50
503-SC	2 5/8	2 1/2	1	1/2-13	1,300	20
507	2 1/2	2 3/8	1 3/8	1/2-13	1,700	20
508	2 1/2	2 3/8	2 1/8	1/2-13	1,700	10

†Safety factor of 3.

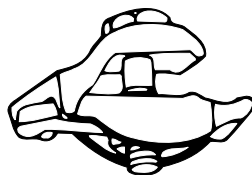
Load ratings based on bottom hole of beam clamp.

CSA File No. LR-52208.

Conduit/Pipe to Beam Clamps

EC Series

- For mounting pipe or conduit vertically across the beam
- Add HDG suffix for hot-dip galvanized



EC Series

CAT. NO. & SIZE	O.D. OF CONDUIT OR PIPE	DIMENSIONS (IN.) NOM. CONDUIT OR PIPE SIZE	STD. CTN.
EC Clamp — Malleable Iron			
EC 1/2	.840	1/2	50
EC-3/4	1.050	3/4	50
EC-1	1.315	1	25
EC-1-1/4	1.660	1 1/4	25
EC-1-1/2	1.900	1 1/2	25
EC-2	2.375	2	25
EC-2-1/2	2.875	2 1/2	10

Conduit/Pipe to Beam Clamps

- For mounting pipe or conduit at right angles to the beam
- Add SS316 suffix for stainless steel
- Add HDG suffix for hot-dip galvanized

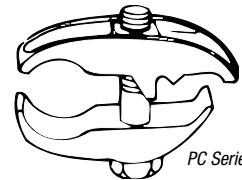


RCS Series

CAT. NO. & SIZE	O.D. OF CONDUIT OR PIPE	DIMENSIONS (IN.) NOM. CONDUIT OR PIPE SIZE	STD. CTN.
RCS Clamp — Steel			
RCS-1/2	.840	1/2	50
RCS-3/4	1.050	3/4	50
RCS-1	1.315	1	50
RCS-1-1/4	1.660	1 1/4	50
RCS-1-1/2	1.900	1 1/2	50
RCS-2	2.375	2	50
RC Clamp — Malleable Iron			
RC-3/8	.675	3/8	50
RC-1/2	.840	1/2	50
RC-3/4	1.050	3/4	50
RC-1	1.315	1	50
RC-1-1/4	1.660	1 1/4	50
RC-1-1/2	1.900	1 1/2	50
RC-2-SC	2.375	2	50
RC-2-1/2	2.875	2 1/2	25
RC-3	3.500	3	25
RC-3-1/2	4.000	3 1/2	25
RC-4-SC	4.500	4	20

PC Series

- For mounting pipe or conduit parallel to the beam
- Add HDG suffix for hot-dip galvanized



PC Series

CAT. NO. & SIZE	O.D. OF CONDUIT OR PIPE	DIMENSIONS (IN.) NOM. CONDUIT OR PIPE SIZE	STD. CTN.
PC Clamp — Malleable Iron			
PC-3/8	.675	3/8	50
PC 1/2	.840	1/2	50
PC-3/4	1.050	3/4	50
PC-1	1.315	1	50
PC-1-1/4	1.660	1 1/4	25
PC-1-1/2	1.900	1 1/2	25
PC-2	2.375	2	25
PC-2-1/2	2.875	2 1/2	25
PC-3	3.500	3	10
PC-3-1/2	4.000	3 1/2	10
PC-4	4.500	4	10